

**KHSAA TITLE IX  
ANNUAL REPORT SUBMISSION  
STATUS REPORT  
2009-2010**

KHSAA  
Form T65  
Revised 4/09

TO: KHSAA Member School Superintendents, Principals, and Athletic Directors

FROM: Brigid L. DeVries, Commissioner  
Darren Bilberry, Assistant Commissioner

DATE: June 10, 2010

School	Fairview High School	Reviewed by	Gordon Bocock
--------	----------------------	-------------	---------------

The following is a status report regarding the required 2009 - 2010 Title IX Annual Report submission of forms due into the KHSAA office by April 15, 2010. Appropriate KHSAA Audit Team personnel have reviewed these forms and the following is a summary of this review.

I. Checklist of Forms properly submitted in a satisfactory manner:

<b>X</b>	GE 19 (Annual Verification)	<b>X</b>	T-35 (Budget Expenses)
<b>X</b>	T-1 (Summary Program Chart 1)	<b>X</b>	T-36 (Budget Expenses)
<b>X</b>	T-2 (Summary Program Chart 2)	<b>X</b>	T-41 (Checklist - Overall Interscholastic Program)
<b>X</b>	T-3 (Summary Program Chart 3)	<b>X</b>	T-60 (Corrective Action Plan)
<b>X</b>	T-4 (Summary Program Chart 4)	<b>X</b>	T-63 (Interscholastic Survey Results)

II. Status

A.	<b>X</b>	2009- 2010 Forms are satisfactory and no further information or action is necessary at this time.
B.		Errors have been noted with respect to the following forms:
C.		The following forms were omitted and must be submitted by school representatives:
D.		According to the 2009-2010 data, the school appears to be meeting the standards established in: <input checked="" type="checkbox"/> Test 1 (Athletic participation is proportionate to enrollment) <input type="checkbox"/> Test 2 (History and continuing practice of program expansion) <input checked="" type="checkbox"/> Test 3 (Full and effective accommodation of interests and abilities)
E.		Other Recommendation and Comments: At the present time it appears that Fairview High School is passing Test 1 and by adding Girls Golf and Tennis to the sports offered it appears that Test 3 is also being passed. The Gender Equity Committee needs to stay aware of the Student Interest Surveys and the interest shown in Soccer and Swimming. The committee needs to take the necessary steps to see if the Soccer and Swimming interest is genuine. Make sure you document all the steps you take in this process in the committee minutes and send them to the KHSAA with your Annual Report. The Gender Equity Committee needs to take a serious look at the overall expenditures between boys and girls athletics. The figures given in this report indicate a spending of



**KENTUCKY HIGH SCHOOL ATHLETIC ASSOCIATION**  
**2009-2010 ANNUAL VERIFICATION OF TITLE IX PROCEDURES**  
 (To be submitted by April 15, 2010 along with other required forms)

KHSAA Form GE19  
Rev. 04/09

**APR 30 2010**

The Fairview High School, Ashland, Kentucky  
 (Name of High School) (City)

certifies to the Kentucky High School Athletic Association that the following is an accurate and true representation of the facts surrounding compliance with 20 U.S.C. Sections 1681-1688, et. Seq. (also known as Title IX). I certify the following provisions in accordance with records at the school contained in the permanent Title IX file, at least one copy of which must be maintained in the Principal's office, and to the best of my knowledge have completed the following tasks:

I. Established a gender equity committee at the high school. (List committee personnel and provide attachment if necessary)

Name Etc.)	Address	Phone	Title (Supt., Principal, Student, Parent, Coach,
Bill Musick	2201 Main Street Ashland, KY 41102	(606) 324-3877	Superintendent
Garry McPeek	2123 Main Street Ashland, KY 41102	(606) 324-9226	Principal
J.R. Cook	2123 Main Street Ashland, KY 41102	(606) 324-9226	Athletic Director
Nathan McPeek	2123 Main Street Ashland, KY 41102	(606) 324-9226	Football
Rick Lambert	2123 Main Street Ashland, KY 41102	(606) 324-9226	Volleyball/Baseball
Becca Stacey	2123 Main Street Ashland, KY 41102	(606) 324-9226	Cross Country/Track
Ray McKinney	2123 Main Street Ashland, KY 41102	(606) 324-9226	Girls Golf
Derek Cooksey	2123 Main Street Ashland, KY 41102	(606) 324-9226	Boys Golf/Boys Basketball
George Bellamy	2123 Main Street Ashland, KY 41102	(606) 324-9226	Girls Basketball
Lisa Cooksey	2123 Main Street Ashland, KY 41102	(606) 324-9226	Cheerleading
Matt Moresea	2123 Main Street Ashland, KY 41102	(606) 324-9226	Boys Track
Rick Thompson	2123 Main Street Ashland, KY 41102	(606) 324-9226	Softball
Stacey Clayton	2123 Main Street Ashland, KY 41102	(606) 324-9226	Tennis
Tonia Lucas	2123 Main Street Ashland, KY 41102	(606) 324-9226	Guidance Counselor
Pam Swetzel	2123 Main Street Ashland, KY 41102	(606) 324-9226	Faculty Representative
Tim Boyd	715 Houston Road Ashland, KY 41102	(606) 325-4864	Parent Representative
Trey Stai	304 Bluebird Drive Ashland, KY 41169	(606) 923-6855	Student Representative
Hannah Daniel	4425 Brookwood Court Catlettsburg, KY 41129	(606) 928-4790	Student Representative



**KENTUCKY HIGH SCHOOL ATHLETIC ASSOCIATION**  
**2009-2010 ANNUAL VERIFICATION OF TITLE IX PROCEDURES**  
 (To be submitted by April 15, 2010 along with other required forms)

KHSAA Form GE19  
Rev. 04/09

II. Scheduled a minimum of three meetings during the 2009-2010 school year on the following dates:

October 16, 2009
January 25, 2010
May 13, 2010

III. Designated the following person(s) as the Title IX coordinator for the school:




Name	Title	Address	Phone
J.R. Cook	Athletic Director	2123 Main Street	(606) 324-9226

IV. Designated the following person(s) as the Title IX coordinator for the district:

Name	Title	Address	Phone
J.R. Cook	Athletic Director	2123 Main Street	(606) 324-9226

School personnel are continuing to make periodic reviews of the boys' and girls' athletics program reflected in the Corrective Action Plan.

In addition to the above information, the above referenced school maintains a complete permanent file relative to Title IX records including copies of the self-assessment audit, all corrective action plans, and other related materials.

  
 Principal's Signature \_\_\_\_\_ Date 4/28/10 2010  
  
 Superintendent Signature \_\_\_\_\_  
  
 School Board Chairpersons' Signature \_\_\_\_\_  
 (Send original copy to KHSAA - Maintain duplicate in Title IX school folder)



**ACCOMMODATION OF INTERESTS AND ABILITIES  
SUMMARY PROGRAM CHART (Form T-1)**

**Participation Opportunities: Test One - Proportionality**

		(Column 1)	(Column 2)	(Column 3)	(Column 4)
	Program	Enrollment	Percentage of Total Enrollment	Number of Interscholastic Participants (double and triple count)	Percentage of Total Participation
Row 1	GIRLS	131	45.8%	115	48.7%
Row 2	BOYS	155	54.2%	121	51.3%
Row 3	Totals	286	100%	236	100%

Instructions:

\*Number of 8<sup>th</sup> grade students & below used in Column 3 and Column 4 calculations: 36

- Determine the total number of girls enrolled, (place in Row 1, Column 1). Determine the total number of boys enrolled, (place in Row 2, Column 1).
- Add the total number of girls and boys enrolled to determine total enrollment, (place in Row 3, Column 1).
- Calculate the percentage of total enrollment that is female. (Divide Row 1, Column 1 by Row 3, Column 1 and place in Row 1, Column 2.) Calculate the percentage of total enrollment that is male. (Divide Row 2, Column 1 by Row 3, Column 1 and place in Row 2, Column 2.) Note: Row 1, Column 2 plus Row 2, Column 2 should total 100%.
- Ask coaches to confirm the names of those individuals who are on the team as of the first **date of regular season competition**, and cross out the names of those who were cut from the team or quit the team prior to the first regular season competitive event. Determine the total number of interscholastic athletics participants that are girls, (and place in Row 1, Column 3). In order to determine the total number of athletics participants, an individual should be counted each time he or she participates on a team. For example, if Jane Doe competes on the varsity volleyball team, the junior varsity volleyball team, the junior varsity basketball team, and the varsity softball team, she should be counted as four participants (**do not include club or intramural sports participants, cheerleaders, dance teams, or pom squads**). Calculate the same way for boys and girls. \* In addition, should 8<sup>th</sup> grade students and below play on a Freshman, Junior Varsity, or Varsity team, they should also be counted for each team and sport on which they participate. If applicable, please asterisk in the above notation as to how many 8<sup>th</sup> grade students & below are included in the totals.  
Using the same procedure, determine the total number of interscholastic athletic participants that are boys, (and place in Row 2, Column 3). Add Row 1, Column 3 plus Row 2, Column 3 to get total participants and place in Row 3, Column 3.
- Calculate the percentage of female participation. (Row 1, Column 3 divided by Row 3, Column 3 and place in Row 1, Column 4.) Calculate the percentage of male participation. (Row 2, Column 3 divided by Row 3, Column 3 and place in Row 2, Column 4.) Note: Row 1, Column 4 plus Row 2, Column 4 should total 100%.

Note: While being within three percent is not a formal compliance standard, if the percent listed in Row 1, Column 4 is within 3% of Row 1, Column 2, then it provides a good target within which compliance is likely.

Principal's Signature: \_\_\_\_\_

Date: \_\_\_\_\_

*[Handwritten Signature]* 2/28/10




**2009-2010  
ACCOMMODATION OF INTERESTS AND ABILITIES  
SUMMARY PROGRAM CHART (FORM T-2)  
PARTICIPATION OPPORTUNITIES: TEST TWO - PROGRAM  
EXPANSION**

		Column 1	Column 2	Column 3	Column 4	Column 5
Program		Number of Teams Currently Offered	Number of Participants	Number of Teams Added Since the beginning of the 2005-2006 School Year	Current Number of Participants for the 2009-2010 school year who are playing on teams added since the 2005-2006 School Year	Percent of Total Participation By Sex Added Since the beginning of the 2005-2006 School Year
<b>GIRLS</b> Row 1	varsity:	7	76	2	13	
Row 2	j.v.:	3	39			
Row 3	frosh:					NO
Row 4	total:	10	115	2	13	11.3%
<b>BOYS</b> Row 5	varsity:	7	74	1	5	
Row 6	j.v.:	3	47			
Row 7	frosh:					
Row 8	total:	10	121	1	5	4.1%

- 1) For Column 1, list the number of interscholastic teams offered for girls and boys at each competitive level (varsity, junior varsity, and freshman). For girls, total each of the entries in Rows 1, 2, and 3 into Row 4. For boys, total Rows 5, 6, and 7 into Row 8.
- 2) For Column 2, list the number of participants at each level. For girls, total each of the entries in Rows 1, 2, and 3 into Row 4. For boys, total Rows 5, 6, and 7 into Row 8. Note: The totals in Row 4 for girls and in Row 8 for boys must be the same as the totals in Form T-1, Column 3, Rows 1 and 2 respectively.
- 3) For Column 3, list the number of interscholastic teams that have been added in the last five years at each competitive level. Count each team added during the 5 year period only one time. e.g. Girl's junior varsity soccer was added 3 years ago, count the team only once, not 3 times. For girls, total the entries in Rows 1, 2, and 3 into Row 4. For boys, total Rows 5, 6, and 7 into Row 8.
- 4) For Column 4, list the number of participants that are currently on each level of the teams that were added in the last five years. If a team was added previously but no longer exists, there are no current participants to be added for that team. For girls, total the entries in Rows 1, 2, and 3 into Row 4. For boys, total Rows 5, 6, and 7 into Row 8.
- 5) For Column 5, calculate the percentage of participants that have been added in the last five years. For girls, take the number in Column 4, Row 4 and divide by the number in Column 2, Row 4. For boys, take the number in Column 4, Row 8 and divide it by the number in Column 2, Row 8.

- 6) **Note: If the percentage of current participants added in the last five years is 25% or greater for the underrepresented sex (most likely girls), compliance with Test Two may be possible. If less than 25%, then compliance with Test Three should be analyzed. CAUTION: 25% is not a formal compliance standard.**

Principal's Signature: \_\_\_\_\_

A handwritten signature in black ink, appearing to be "J. M. S.", written over a horizontal line.

Date: \_\_\_\_\_

4/28/10



**2009-2010  
ACCOMMODATION OF INTERESTS AND ABILITIES  
SUMMARY PROGRAM CHART (FORM T-3)**

KHSAA Form T3  
Rev. 11/09

**Participation Opportunities Test Three Full Accommodation**

**FOR ANY QUESTION ANSWERED "YES" IDENTIFY THE RESPECTIVE SPORT(S).**

	<b>GIRLS (Yes / No)</b>		<b>BOYS (Yes / No)</b>
1. Based on the responses from your most recent student survey, is there sufficient interest to form a viable interscholastic team for a sport not currently offered? If yes, what sport?	Yes Swimming Soccer		No
2. For a sport not currently offered at the varsity level, is there sufficient interest based on your most recent Student Interest Survey to form a viable team for an interscholastic freshman team or junior varsity team?	No		No
3. For a sport currently offered at the interscholastic Junior Varsity or freshmen level, is there sufficient interest, based on your most recent Student Interest Survey, to form a varsity team?	No		No
4. If you answered YES to question (1), (2), or (3), are there enough high schools in the geographic area offering the sport (at the appropriate level) to allow for the development of a reasonable schedule of competition?	N/A		N/A
5. If you answered YES to question (1), (2), (3), or (4), are there enough high schools in the geographic area offering the sport (at the appropriate level) to allow for the development of a reasonable schedule of competition?	N/A		N/A

Remember, test three – full accommodation means addressing the unmet interest of the underrepresented sex (most likely girls), not the overrepresented sex (most likely boys).

**Plans to Address Interest:** From our most recent survey, several girls and boys expressed an interest in Swimming/Diving and Soccer. We will meet with these students and determine whether or not there is a legitimate interest in these. If there are a sufficient number of willing participants, we will introduce these offerings during the 2010-11 school year.

Principal's Signature: \_\_\_\_\_

Date: \_\_\_\_\_

4/28/10



2009-2010

KHSAA Form T4  
Rev. 11/09

ACCOMMODATION OF INTERESTS AND ABILITIES  
SUMMARY PROGRAM CHART (FORM T-4)

Levels of Competition Test One

		Column 1	Column 2	Column 3
Girls	Team Levels	Number of Teams Currently Offered	Number of Participants	Percentage of Participants at Each Level
Row 1	varsity:	7	76	66.1%
Row 2	j.v.:	3	39	33.9%
Row 3	frosh:			
Row 4	total:		115	100%
Boys				
Row 5	varsity:	7	74	61.1%
Row 6	j.v.:	3	47	38.9%
Row 7	frosh:			
Row 8	total:		121	100%

*good*

- 1) Column 1, list the number of interscholastic teams offered for girls and boys at each competitive level; varsity, junior varsity, and freshman. (Refer to Form T-2, Accommodation of Interests and Abilities, Summary Program Chart 2, Column 1.)
- 2) For Column 2, list the number of participants at each level. For girls, total the entries in Rows 1, 2, and 3 into Row 4. For boys, total the entries in Rows 5, 6, and 7 into Row 8. (Refer to Form T-2, Accommodation of Interests and Abilities, Summary Program Chart 2, Column 2.)
- 3) For Column 3, calculate the percentage of female and male participants at each level.  
 For girls' varsity, junior varsity, and frosh, respectively:
  - Divide Column 2, Row 1 by Column 2, Row 4, and place the percentage in Column 3, Row 1
  - Divide Column 2, Row 2 by Column 2, Row 4, and place the percentage in Column 3, Row 2.
  - Divide Column 2, Row 3 by Column 2, Row 4, and place the percentage in Column 3, Row 3.
 For boys' varsity, junior varsity, and frosh, respectively:
  - Divide Column 2, Row 5 by Column 2, Row 8, and place the percentage in Column 3, Row 5.
  - Divide Column 2, Row 6 by Column 2, Row 8, and place the percentage in Column 3, Row 6.
  - Divide Column 2, Row 7 by Column 2, Row 8, and place the percentage in Column 3, Row 7.

Principal's Signature:  Date: 4/28/10





**2009-2010  
ACTUAL EXPENDITURES - PROGRAM COMPARISON CHART 1 -(FORM T-35)  
TO INCLUDE BOOSTER CLUB FUNDING**

KHSAA Form T-35  
REV. 11/09

Sports	Equipment and Supplies		Travel		Awards		Coaches' salaries (to include supplemental and extended employment; dollar amount required)			Facilities improvements		Publications (if sport-specific)		
	Expenditures		Expenditures		Expenditures		Expenditures			Expenditures		Expenditures		
	School	Booster	School	Booster	School	Booster	School	# Coaches for all levels / # Teams for all levels	School	Booster	School	Booster	School	Booster
G basketball	\$7,150		\$2,200		\$840		\$11,500							
B basketball	\$6,800		\$2,400		\$840		\$11,500							
G softball	\$6,120		\$1900		\$300		\$5,000							
B baseball	\$6,400		\$800		\$300		\$5,000							
G cross country	\$2,170		\$2,200		\$300		\$2,500							
B cross country	\$500		\$200		\$50		\$1,000							
G golf <i>o</i>														
B golf	\$200		\$100		\$50		\$2,500							
G soccer <i>o</i>														
B soccer														
G swimming <i>o</i>														
B swimming														

1. Total expenditures on T-35 and T-36 on the 2009-2010 year report due by April 15, 2010 of each school year, should reflect the total monies spent (rounded off to nearest dollar) for the entire school year of 2008-2009 ending June 30, 2009.

2. Booster Club Funding/Contributions must be included in the above expenditures total. (Note: It is illegal for coaches to be paid by Booster Clubs - Reference KHSAA Bylaw 27)

Principal's Signature: *[Signature]* Date: 4/28/10



2009-2010

**ACTUAL EXPENDITURES - PROGRAM COMPARISON CHART 2 - ( Form T36)  
TO INCLUDE BOOSTER CLUB FUNDING**

KHSAA Form T36  
REV. 11/09

Sports	Equipment and supplies		Travel		Awards		Coaches' salaries (to include supplemental and extended employment; dollar amount required)			Facilities improvements		Publications (if sport-specific)	
	Expenditures		Expenditures		Expenditures		Expenditures			Expenditures		Expenditures	
	School	Booster	School	Booster	School	Booster	School	# Coaches for all levels / # Teams for all levels	School	Booster	School	Booster	School
G track	\$4,100		\$2,350		\$500		\$3,500		\$3,000				
B track	\$2,300		\$920		\$500		\$2,500		\$3,000				
G tennis													
B tennis													
G volleyball	\$3,200		\$700		\$450		\$5,000						
B wrestling													
G (list sport)													
B football	\$17,700		\$3,600		\$800		\$12,500						
G (list sport)													
B (list sport)													

1. Total expenditures on T-35 and T-36 on the 2009-2010 year report due by April 15, 2010, should reflect the total monies spent (rounded off to nearest dollar) for the entire school year of 2008-2009 ending June 30, 2009.

2. Booster Club Funding/Contributions must be included in the above expenditures totals. Indicate percentage of total expenditures for each gender. (If disparities are obvious, list on your Corrective Action Plan (T-60) what action you will take to correct the problem.)

Gender	Expenditures	Percentage
Boys	\$82,460	55.9%
Girls	\$64,980	44.1%
<b>Total:</b>	<b>\$147,440</b>	<b>100%</b>

681,49  
566,04

*[Signature]*

Principal's Signature:

Date: 4/28/10 116.45



**2009-2010 KHSAA TITLE IX ATHLETICS AUDIT (Form T-41)  
Checklist - Overall Interscholastic Athletics Program**

KHSAA Form T-41  
Rev. 11/09

**DIRECTIONS:**

For the Areas of Compliance (Opportunities and Benefits) listed on the left hand side of the page, place a checkmark under the appropriate column identifying whether your school provided an advantage to the Girls' Program, or to the Boys' Program or to Neither Program. A review of T-35 and T-36 spending patterns might be helpful in completing this form.

Areas of Compliance:	ADVANTAGE TO:		
	GIRLS' PROGRAM	BOYS' PROGRAM	NEITHER PROGRAM
<b>OPPORTUNITIES</b>			
Accommodation of Interest and Abilities			X
<b>BENEFITS</b>			
Equipment and Supplies			X
Scheduling of Games and Practice Time			X
Travel and Per Diem Allowances			X
Coaching			X
Locker Rooms, Practice and Competitive Facilities			X
Medical and Training Facilities and Services			X
Publicity			X
Support Services			X
Housing and Dining			X
Tutoring			X
Athletic Scholarships			X

**If an advantage/inequity is indicated, corrective action should be shown on the Corrective Action Plan, Form T-60.**

Principal's Signature:  Date: 4/28/10



**2009-2010 TITLE IX  
CORRECTIVE ACTION PLAN  
(FORM T-60)**

SCHOOL NAME Fairview High School

**DIRECTIONS:**

- For Column 1, indicate the intended area (Opportunities or Benefits) which needs corrective action in order to achieve gender equity. For Column 2, write the suggested change or activities that will correct the area in need of alteration. For Column 3, include the estimated completion date for the changes or activities.
- It is possible to attain compliance with Title IX and no longer need "corrective" action. However, the KHSAA strongly encourages compliant schools to identify items for improvement (Column 1), activities to accomplish the improvement (Column 2) and a timetable for completion (Column 3) that will strengthen the athletic program.
- You may copy this form as needed. Please attach corrective action plans along with audit forms and submit by April 15, 2010.

COLUMN 1	COLUMN 2	COLUMN 3
SPECIFIC ITEM FOR CORRECTION/IMPROVEMENT	PLAN FOR SUGGESTED CHANGE	START DATE AND COMPLETION DATE OF CORRECTIVE ACTION
Facilities improvement at sports complex	The locker room for baseball, track, and cross country is in need of some remodeling.	Start Date - June 2009 Completion Date - June 2011
Facilities improvement at sports complex	Lights for the softball and baseball fields need to be installed.	Start Date - June 2010 Completion Date - June 2011
Facilities improvement at sports complex	A water line needs to be run so that the baseball and softball fields have easier access.	Start Date - June 2010 Completion Date - June 2011

*[Handwritten Signature]*

Principal's Signature: \_\_\_\_\_

Date: \_\_\_\_\_

4/28/10



**INTERSCHOLASTIC ATHLETICS  
SURVEY (FORM T-63)  
Summary of Student Responses**

School Year: 2009-10

School Name: Fairview High School

**Enrollment**  
(9-12 Grade): 286 (SHOULD AGREE WITH FORM T-1, COLUMN 1, ROW 3)

Number of 9-11 Grade Students Surveyed: 196

Number of 8<sup>th</sup> Grade Students Surveyed: 52

Date: April 2, 2010

Completed By: J.R. Cook, Athletic Director

**Instructions:**

1. Summarize the Student Athletics Interest Surveys Form T-61 by listing the total number of responses on the line next to each sport.
2. Under the Other Category please provide a listing of the sports as well as the number of students who are interested in participating.
3. Please sign and date this Summary Form (T-63) and mail this Summary Form only to the KHSAA by April 15. Do not mail the student surveys (Form T-61). However, these Forms should be maintained in your files in the event they are requested subsequently.

100%

248 Number of Surveys  
248 Total Returned (A minimum of 80% return is expected)  
8-11 Grades Surveyed (Should be grades 9-11 and 8<sup>th</sup> grade if school has a feeder system)

Who Administered The Survey? English teachers

How Was The Survey Administered? English classes

Give details on how it was administered and to which school group, Example: English classes, or all home rooms, etc. or advisee/advisor?)

**KHSAA Sanctioned Fall Sports (List Total Number of Participation Responses)**

10 Cross Country (Girls)  
5 Cross Country (Boys)  
72 Football (Boys)  
15 Golf (Girls)  
19 Golf (Boys)  
32 Soccer (Girls)  
16 Soccer (Boys)  
43 Volleyball (Girls)

**Winter Sport (List Total Number of Participation Responses)**

- 23 Basketball (Girls)
- 68 Basketball (Boys)
- 12 Indoor Track (Girls)
- 10 Indoor Track (Boys)
- 29 Swimming & Diving (Girls)
- 10 Swimming & Diving (Boys)
- 13 Wrestling (Boys)

**Spring Sport (List Total Number of Participation Responses)**

- 40 Baseball (Boys)
- 29 Fast Pitch Softball (Girls)
- 31 Tennis (Girls)
- 5 Tennis (Boys)
- 29 Track (Girls)
- 28 Track (Boys)

**Non-KHSAA Championship Sports (From Student Survey T-61 Question 10)**

- 58 Archery
- 12 Field Hockey
- 61 Bowling
- 4 Gymnastics (Boys)
- 54 Gymnastics (Girls)
- 27 Ice Hockey
- 13 Lacrosse (Boys)
- 4 Lacrosse (Girls)
- 40 Rifle
- 19 Rodeo
- 12 Slow Pitch Softball
- 10 Volleyball (Boys)
- Water Polo
- 47 Weightlifting
- 7 Other sports not listed \_\_\_\_\_

**Number of Students who participate in Intramural Sports  
(From Student Survey T-61 Question 5)**

<u>Sport</u>	<u>Number</u>
N/A	N/A

**List Intramural Sports students are interested in adding:**  
 (From Student Survey T-61 Question 6)

<u>Sport</u>	<u>Number</u>
Soccer	6
Swimming	3
Softball	4
Basketball	5
Archery	4
Flag Football	6

**Participation in Non-School Sports Activities**

(From Student Survey T-61 Question 7)

<u>Sport</u>	<u>Number</u>
Martial Arts	4
Baseball	15
Boxing	2
Basketball	12
Bowling	2
Soccer	1
Volleyball	1

**Reasons for not participating in interscholastic athletics**

(From Survey Question 8)

- 15 I prefer other activities such as band, chorus, etc.
- 25 I don't have time
- The practice schedules and game times are
- 10 inconvenient
- 14 The sport I like isn't offered
- 2 It's too expensive
- 1 I prefer to participate in club or intramural sports
- 12 Working
- 8 Other: \_\_\_\_\_

Tumbling	2
Boxing	1
Softball	5
Weightlifting	4

**Student Suggestions to encourage participation**

- More flexible practice times, No cutting of athletes, co-ed sports, more travel

  
 Principal's Signature

4/29/10  
 Date